

## Pool Fence Enclosure Guide

A Privately Owned Outdoor Pool is defined as “any body of water located outdoors on privately owned property, contained in whole by artificial means, in which the depth of water at any point can exceed 0.6 metres (24 inches) and **includes spas, hot tubs, landscaped ponds, wading pools and swimming pools.**” The City requires you to enclose any such body of water on your property. You must obtain a permit for any fence enclosure that surrounds an outdoor pool

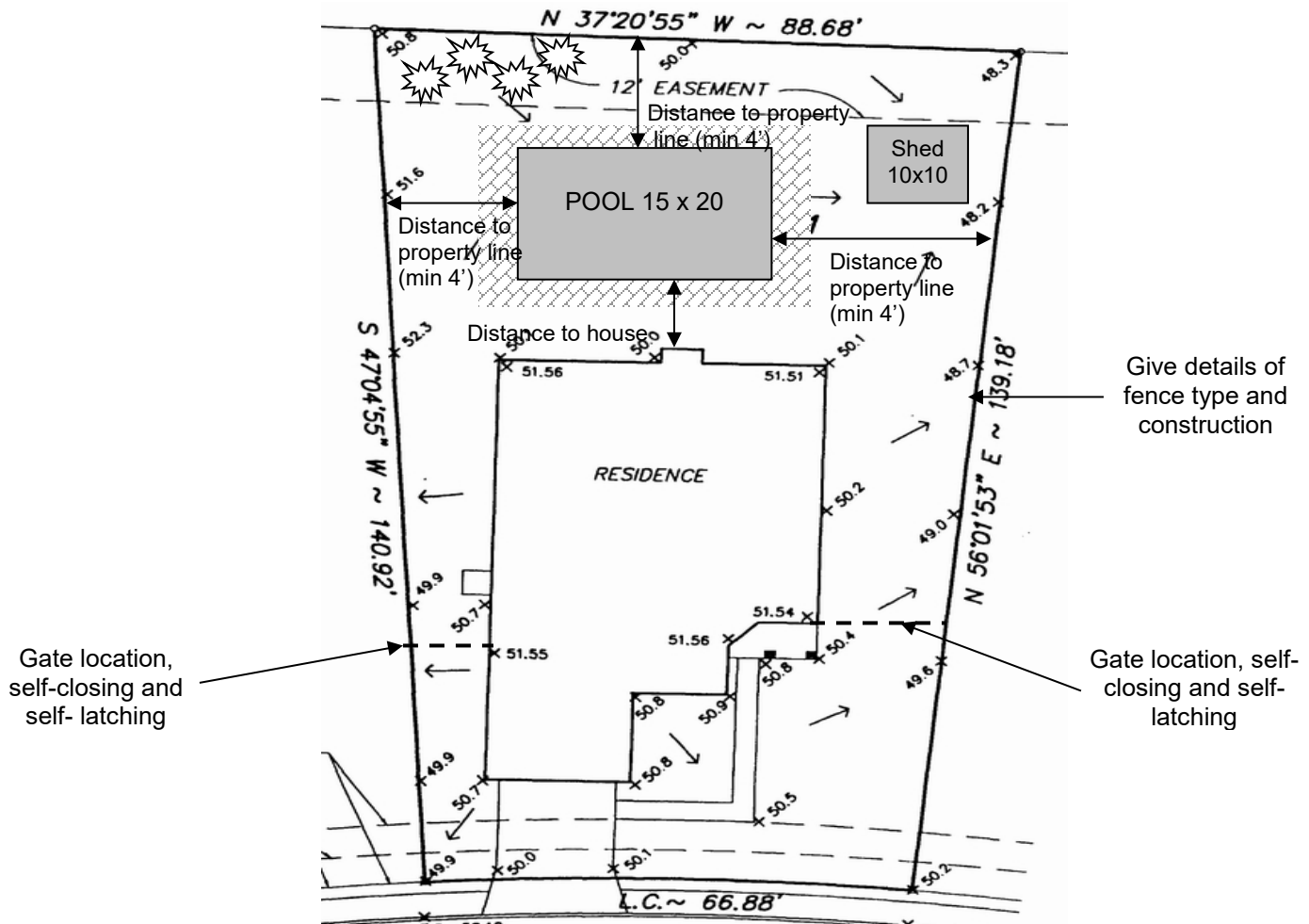
### Survey/Site Plan Submission Checklist

Your first step is to obtain a legal survey of your property. A site plan is also required (the information may be incorporated into the legal survey) and must include the following information:

- Measurements from the property lines to the water's edge of the pool (1.2 metres minimum)
- Measurements from the pool enclosure to the water's edge of the pool (1.2 metres minimum)
- Existing and final grading
- Landscape features to be added
- Type of fence to be installed
- Location of the self-closing and self-latching gates
- All buildings and any access doors from these buildings and dimensions from buildings and access doors to pool's edge

### Special Conditions for a Corner Lot

Corner lots can be more complicated than the sample provided above due to the many configurations builders use when constructing a new development. For more information and site-specific requirements for corner lots, please contact Zoning Services at 905.874.2090.



## Step-by-Step Approval Process

Once the survey/site plan is completed, it must be reviewed to ensure that it either meets the requirements of, or is not affected by, the following regulations or requirements. This must be done **before** you apply for a Pool Enclosure Permit. A Permit will not be accepted until these approvals are obtained.

| <u>REVIEW</u>                                   | <u>REQUIREMENTS</u>  | <u>CONTACT</u>   |
|---|--|--|
| <b>1. PRE-REVIEW</b>                            | Zoning Services will determine if the property (a) requires conservation approval, (b) is serviced by a septic system which may impact pool location, and/or (c) is a heritage resource requiring heritage approval.   | <b>ZONING SERVICES</b><br>8850 McLaughlin Road, Unit 1   |
| <b>2. CONSERVATION AUTHORITY</b>                | If any part of the construction area is within an area regulated by a conservation authority, you must obtain approval from the applicable authority.  | <b>TORONTO AND REGION CONSERVATION AUTHORITY (TRCA)</b><br>416.661.6600<br><br><b>CREDIT VALLEY CONSERVATION AUTHORITY (CVCA)</b><br>905.670.1615                        |
| <b>3. ALECTRA UTILITIES</b>                     | Alectra Utilities must review your survey/site plans; both copies are to be stamped, allowing you to excavate without interfering with any hydro lines.<br><br><i>Send your request with the pool plan to <a href="mailto:recordsbrampton.pool@alectrautilities.com">recordsbrampton.pool@alectrautilities.com</a>.</i>  | <b>ALECTRA UTILITIES</b><br>175 Sandalwood Parkway West<br>905.798.3110  |
| <b>4. PUBLIC WORKS</b>                          | <b>Fill/Grading Permit</b> – Review of a lot grading plan with Works and Transportation is required and a Fill/Grading Permit shall be obtained, when necessary.<br><br><b>Road Occupancy and Access Permit</b> – Works and Transportation must review your survey/site plan and issue an Access Permit, if required. You will be required to provide a security deposit to obtain an Access Permit (\$500 minimum deposit). | <b>PUBLIC WORKS</b><br>1975 Williams Parkway<br>905.874.2500   |
| <b>5. BUILDING DIVISION AND ZONING SERVICES</b> | If your property is on a septic system, your survey/site plan and permit application must be reviewed by the Building Division for compliance with the Ontario Building Code.<br><br>Your survey/site plan will also be reviewed by Zoning Services for compliance with the Zoning By-law. The Zoning By-law restricts or prohibits the installation of swimming pools in certain areas of the city.                         | <b>BUILDING AND ZONING</b><br>8850 McLaughlin Road, Unit 1<br>905.874.2401   |
| <b>6. HERITAGE RESOURCES</b>                    | If your property is Listed or Designated under the Heritage Resources Act you must consult with the City of Brampton Heritage Co-ordinator to determine whether heritage approval is required.   | <b>PLANNING HERITAGE CO-ORDINATORS</b><br>2 Wellington St. W, 3 <sup>rd</sup> Floor<br>905.874.3825 or<br><a href="mailto:heritage@brampton.ca">heritage@brampton.ca</a> |

## Permit Application Checklist

Once you have obtained the required approvals for your survey/site plan, you may submit your Pool Fence Enclosure Permit Application. The following documents and fees are required in order to submit a **complete** application:

- ❑ Completed Pool Fence Enclosure Permit Application form (No longer required. Will be part of your Brampton Portal Submission)
- ❑ Permit fee of \$175.00 per application.

## Types of Enclosures Permitted

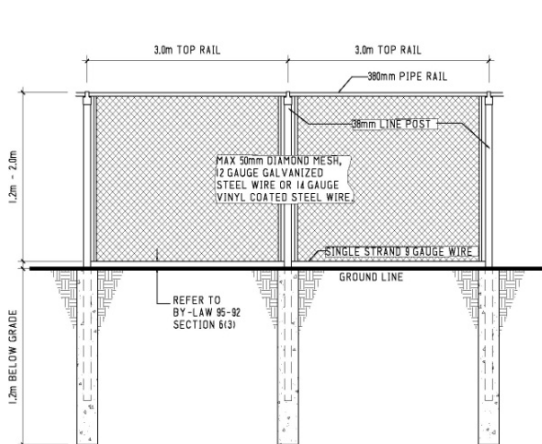
The City of Brampton does not limit your design options for a pool enclosure. However, all enclosures must meet the following requirements under the pool enclosure by-law:

- The enclosure must not allow a ball 10 centimetres (4 inches) in diameter to pass through or under it.
- The enclosure must not include barbed wire or other dangerous characteristics (i.e. electrified).
- All posts are to be encased in a concrete footing that has been excavated to a minimum depth of 1.2 metres (4 feet).
- Each post must be positioned a minimum of 15 centimetres (6 inches) from the bottom of the excavation.
- A wood preservative must be applied to all wood that will be below grade.
- The tops of all footings must be domed at grade to allow for water runoff.

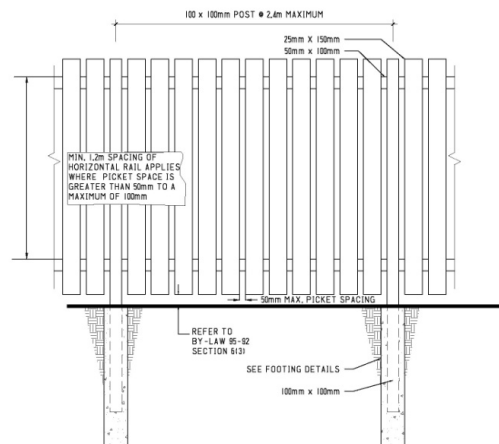
Additionally, all enclosure gates must:

- meet the same height requirements as the fence.
- be supported by substantial hinges.
- be self-closing with a lockable and self-latching device. The latch is to be located on the pool side of the gate at the highest possible point.

The two most commonly constructed enclosures are chain link and wood slat fences, both of which have additional requirements for materials and construction methods. The following details show the range of the materials you may choose from and the minimum construction requirements.



**TYPICAL CHAIN LINK FENCE DETAIL**



**TYPICAL WOOD FENCE DETAIL**

## Required Inspections

**BEFORE** any water is placed in the pool, but **AFTER** the enclosure has been installed and the pool completed, an inspection must be arranged with By-law Enforcement Services (905.458.3424 – call at least 24 hours in advance.) The Inspector will issue a compliance certificate upon completion of his/her review. This certificate clears you to fill your pool.

- After final approval, the fence must be maintained and gate(s) must be kept closed.
- Gate(s) must be kept locked when no one is in attendance.

## Revocation and Expiration of Permit

The Chief Building Official has the right to revoke a permit if it was issued based on mistaken or false information. Additionally, a permit can be revoked if construction has not begun within six months of the permit being issued or if construction has halted for more than one year.

If the work has begun but has not been completed within six months after the permit was issued, the permit will be considered expired. An applicant can request in writing for a renewal of the permit; this request must be received prior to the expiration of the six month period.

## Exemptions

Hot tubs with hard, lockable lids capable of supporting 90.72 kg (200 lbs) and above ground pools and hot tubs with a guard at least 1.5m (5 ft) high are exempt from having to obtain a permit and the requirements to construct a fence enclosure. Please review Pool Enclosure By-law 202-2011 for additional details and exemption requirements.

## Pool Installation Business License Requirements

All companies or persons who carry on the business of installing residential swimming pools are required to obtain a business license from the City. Applications to license a Pool Installation Contractor can be obtained from the City Clerks Department at City Hall, 1st floor.

More information on stationary business licences can be obtained online at:  
<http://www.brampton.ca/EN/Business/Licensing/Pages/Stationary-Licensing.aspx>

Information pertaining to the Pool Installation Contractor licence requirements can be found in Schedule 23 of By-law #332-2013.

### For More Information Contact

#### For Pool Fence Enclosure Permit Information

Zoning Services  
Email: [zoninginquiries@brampton.ca](mailto:zoninginquiries@brampton.ca)

#### For Inspection & Enforcement Information

By-law Enforcement  
Phone: 905.458.3424

#### Or find information on-line at:

[www.brampton.ca/en/residents/Building-Permits](http://www.brampton.ca/en/residents/Building-Permits)

#### Stationary Business Licenses

City Clerks  
Phone: 905.874.2101